

Individual Results

Final














Barre Des Cevennes - Barre des cevennes (FRA) 12-07-2020 - CEI1 104KM :50 Riders


Percentages: Qualified: 72.00% Not qualified: 28.00% (including GA (ex LA): 18.00% ME: 02.00% RET: 02.00% MISC: 06.00%)

RANK	NUM.	AV. SPEED	NAT.	PHASE	RANK	ARRIVAL	IN TIME	RECOV. T.	PH. SPD	BPM	AV. SPD	TOTAL REC.	LAP/LEAD
1	060	17.638		1	2	08:53:16	08:54:20	00:01:04	18.121	52/48	18.121	00:01:04	00:00:09
Alba RUIZ DE VILLA ALVAREZ				2	2	11:34:02	11:35:24	00:01:22	15.859	54/60	16.878	00:02:26	00:00:26
CHAFIK DE MANDRE				3	1	13:23:51	13:25:00	00:01:09	18.104	58/60	17.172	00:03:35	00:00:00
				4	1	15:18:47	15:24:19		19.754	52/52	17.638		00:00:00
RUIZ DE VILLA FERNANDEZ Juan Carlos - - M7 STABLES												Total Riding Time: 05:53:47	
2	104	17.635		1	1	08:53:19	08:54:11	00:00:52	18.148	52/48	18.148	00:00:52	00:00:00
Julia MONTAGNE				2	1	11:34:01	11:34:58	00:00:57	15.896	58/60	16.912	00:01:49	00:00:00
LLUNA				3	2	13:23:55	13:25:13	00:01:18	17.936	64/62	17.160	00:03:07	00:00:13
Lap / preceding :00:00:04				4	2	15:18:51	15:24:42		19.801	56/56	17.635		00:00:04
- - Joan BERTRAN PUIXEU												Total Riding Time: 05:53:51	
3	064	17.445		1	3	08:53:19	09:01:17	00:07:58	16.936	64/62	16.936	00:07:58	00:07:06
Kenza BETTENFELD				2	3	11:34:02	11:40:12	00:06:10	16.146	64/64	16.519	00:14:08	00:05:14
BAKARDI FEUILLEE				3	3	13:24:00	13:29:02	00:05:02	18.305	62/62	16.937	00:19:10	00:04:02
Lap / preceding :00:03:51				4	3	15:22:42	15:32:29		19.791	52/52	17.445		00:03:55
- - E.U.R.L. ECURIE LA FEUILLEE												Total Riding Time: 05:57:42	
4	077	17.154		1	9	09:07:15	09:08:12	00:00:57	15.901	48/44	15.901	00:00:57	00:14:01
Charlotte CHAZEL				2	4	11:42:43	11:43:22	00:00:39	16.672	54/52	16.290	00:01:36	00:08:24
AKABA DU CEOR				3	4	13:33:11	13:33:49	00:00:38	17.885	64/60	16.666	00:02:14	00:08:49
Lap / preceding :00:06:04				4	4	15:28:46	15:33:06		19.400	56/56	17.154		00:09:59
- - Marika BLANC Stephane CHAZEL												Total Riding Time: 06:03:46	
5	080	16.661		1	7	09:05:24	09:07:43	00:02:19	15.969	60/60	15.969	00:02:19	00:13:32
Celine REY				2	5	11:42:43	11:45:15	00:02:32	16.336	60/56	16.156	00:04:51	00:10:17
RAYA DE JALIMA				3	5	13:41:23	13:43:53	00:02:30	16.024	56/52	16.123	00:07:21	00:18:53
Lap / preceding :00:10:45				4	5	15:39:31	15:44:22		19.198	58/58	16.661		00:20:44
- - Jean Claude GUILLAUME												Total Riding Time: 06:14:31	
6	105	16.346		1	13	09:07:24	09:09:30	00:02:06	15.721	52/52	15.721	00:02:06	00:15:19
Sonia BOURLE				2	15	11:51:51	11:54:09	00:02:18	15.403	60/60	15.555	00:04:24	00:19:11
PERZIA D'ALAJOU				3	7	13:46:30	13:50:01	00:03:31	16.608	64/60	15.809	00:07:55	00:25:01
Lap / preceding :00:07:13				4	6	15:46:44	15:56:26		18.886	60/60	16.346		00:27:57
- - Dominique CAISSO												Total Riding Time: 06:21:44	
7	079	16.335		1	14	09:07:18	09:10:09	00:02:51	15.632	60/60	15.632	00:02:51	00:15:58
Clement MARESCASSIER				2	7	11:42:47	11:46:06	00:03:19	16.559	62/62	16.097	00:06:10	00:11:08
CLIND'OEIL DESPAOULI				3	8	13:45:49	13:50:43	00:04:54	14.891	62/60	15.774	00:11:04	00:25:43
Lap / preceding :00:00:16				4	7	15:47:00	15:59:19		19.009	61/61	16.335		00:28:13
- - Clement MARESCASSIER												Total Riding Time: 06:22:00	
8	097	16.332		1	4	08:53:50	09:01:41	00:07:51	16.872	56/52	16.872	00:07:51	00:07:30
Maeva PELAZZA				2	9	11:37:19	11:48:15	00:10:56	15.170	60/56	15.949	00:18:47	00:13:17
THORGAL				3	12	13:41:26	13:53:42	00:12:16	14.746	58/60	15.626	00:31:03	00:28:42
Lap / preceding :00:00:04				4	8	15:47:04	16:05:05		19.884	62/62	16.332		00:28:17
- - Monsieur PATRICE PELAZZA												Total Riding Time: 06:22:04	
9	110	15.961		1	11	09:05:23	09:08:25	00:03:02	15.871	60/60	15.871	00:03:02	00:14:14
Henriette D URSEL				2	10	11:42:42	11:48:22	00:05:40	16.007	64/62	15.941	00:08:42	00:13:24
RAS ISTANBUL				3	6	13:41:24	13:49:17	00:07:53	15.572	64/64	15.846	00:16:35	00:24:17
Lap / preceding :00:08:53				4	9	15:55:57	16:07:46		16.435	60/60	15.961		00:37:10
LAZES Angel - - ESTANAR S A												Total Riding Time: 06:30:57	
10	098	15.799		1	5	09:01:46	09:03:46	00:02:00	16.549	62/60	16.549	00:02:00	00:09:35
Marion MASSET				2	8	11:42:41	11:46:10	00:03:29	15.686	60/58	16.092	00:05:29	00:11:12
URCANE				3	10	13:44:51	13:52:15	00:07:24	14.637	60/60	15.697	00:12:53	00:27:15
Lap / preceding :00:04:01				4	10	15:59:58	16:08:13		16.213	60/60	15.799		00:41:11
- - Mme Danielle MASSET												Total Riding Time: 06:34:58	

RANK	NUM.	AV. SPEED	NAT.	PHASE	RANK	ARRIVAL	IN TIME	RECOV. T.	PH. SPD	BPM	AV. SPD	TOTAL REC.	LAP/LEAD
11	103	15.798		1	8	09:05:04	09:07:52	00:02:48	15.948	62/60	15.948	00:02:48	00:13:41
Vincent DUPONT				2	12	11:44:18	11:51:56(2)	00:07:38	15.476	60/64	15.701	00:10:26	00:16:58
BELLICIA AZUREENNE				3	9	13:46:35	13:51:33	00:04:58	15.826	58/60	15.732	00:15:24	00:26:33
Lap / preceding :00:00:01				4	11	15:59:59	16:07:05		16.065	58/58	15.798		00:41:12
- - Vincent DUPONT											Total Riding Time: 06:34:59		
12	111	15.767		1	33	09:12:40	09:16:32	00:03:52	14.811	56/54	14.811	00:03:52	00:22:21
Marie Pierre PEROTEAU				2	22	11:53:52	11:56:37	00:02:45	15.989	60/58	15.396	00:06:37	00:21:39
ANTICK EL HOURYA				3	11	13:46:30	13:53:26(2)	00:06:56	16.403	60/58	15.639	00:13:33	00:28:26
Lap / preceding :00:00:47				4	12	16:00:46	16:10:14		16.293	56/56	15.767		00:41:59
PEROTEAU Marie Pierre - - Ingrid LOGEARD											Total Riding Time: 06:35:46		
13	069	15.766		1	28	09:13:11	09:15:15	00:02:04	14.969	64/60	14.969	00:02:04	00:21:04
Muriel JUDIC				2	25	11:53:54	11:57:12	00:03:18	15.744	60/56	15.359	00:05:22	00:22:14
OPIUM DE LA MOLE				3	13	13:50:38	13:53:49	00:03:11	16.446	52/54	15.620	00:08:33	00:28:49
Lap / preceding :00:00:02				4	13	16:00:48	16:06:56		16.367	60/60	15.766		00:42:01
- - Juliette THOMAS											Total Riding Time: 06:35:48		
14	102	15.753		1	30	09:14:50	09:15:57	00:01:07	14.882	56/52	14.882	00:01:07	00:21:46
Marion LAMORINIERE				2	29	11:58:13	11:59:24	00:01:11	15.553	52/56	15.221	00:02:18	00:24:26
APPLE DU COLOMBIER				3	17	13:56:02	13:58:08	00:02:06	16.003	58/60	15.412	00:04:24	00:33:08
Lap / preceding :00:00:19				4	14	16:01:07	16:08:48		17.264	60/60	15.753		00:42:20
- - G.a.e.c. LA FICHADE											Total Riding Time: 06:36:07		
15	061	15.751		1	37	09:13:15	09:17:29	00:04:14	14.696	58/60	14.696	00:04:14	00:23:18
Margaux LATHUILLE				2	32	11:57:03	12:00:07	00:03:04	15.656	0	15.176	00:07:18	00:25:09
DAHLIA LA MAJORIE				3	23	13:54:33	13:58:52	00:04:19	16.000	52/48	15.377	00:11:37	00:33:52
Lap / preceding :00:00:03				4	15	16:01:10	16:10:01		17.427	56/56	15.751		00:42:23
- - Margaux LATHUILLE											Total Riding Time: 06:36:10		
16	100	15.500		1	12	09:07:18	09:08:44	00:01:26	15.826	56/56	15.826	00:01:26	00:14:33
Paul GIRARD				2	14	11:51:50	11:53:09	00:01:19	15.432	56/60	15.620	00:02:45	00:18:11
NOOR EL BADAWY				3	14	13:53:38	13:54:40	00:01:02	15.457	56/54	15.579	00:03:47	00:29:40
Lap / preceding :00:06:25				4	16	16:07:35	16:10:12		15.196	52/52	15.500		00:48:48
- - SARL ATLANTIC ENDURANCE											Total Riding Time: 06:42:35		
17	089	15.499		1	17	09:07:19	09:10:32	00:03:13	15.580	64/60	15.580	00:03:13	00:16:21
Sarah VALETTE				2	24	11:51:48	11:57:01	00:05:13	15.180	56/60	15.371	00:08:26	00:22:03
NAMIR				3	22	13:53:37	13:58:21	00:04:44	15.492	54/58	15.401	00:13:10	00:33:21
Lap / preceding :00:00:02				4	17	16:07:37	16:13:43		15.896	56/56	15.499		00:48:50
- - SARL ATLANTIC ENDURANCE											Total Riding Time: 06:42:37		
18	063	15.498		1	15	09:07:15	09:10:24	00:03:09	15.598	60/60	15.598	00:03:09	00:16:13
Nicolas BALLARIN				2	18	11:51:49	11:56:07	00:04:18	15.272	60/58	15.428	00:07:27	00:21:09
ANIR DE LA TEULIERE				3	15	13:53:35	13:57:58	00:04:23	15.394	56/56	15.420	00:11:50	00:32:58
Lap / preceding :00:00:01				4	18	16:07:38	16:13:39		15.816	55/55	15.498		00:48:51
- - S.a.r.l. ATLANTIC ENDURANCE											Total Riding Time: 06:42:38		
19	090	15.497		1	22	09:07:23	09:12:07	00:04:44	15.369	60/60	15.369	00:04:44	00:17:56
Erwan BARBE				2	21	11:51:55	11:56:21	00:04:26	15.455	62/60	15.413	00:09:10	00:21:23
CADJY EL KASSOU				3	19	13:53:43	13:58:13	00:04:30	15.391	58/62	15.408	00:13:40	00:33:13
Lap / preceding :00:00:01				4	19	16:07:39	16:16:25		15.862	56/56	15.497		00:48:52
- - Yves CUERQ											Total Riding Time: 06:42:39		
20	074	15.497		1	21	09:07:22	09:12:05	00:04:43	15.374	52/54	15.374	00:04:43	00:17:54
Laetitia PINEY				2	20	11:51:54	11:56:19	00:04:25	15.455	62/60	15.415	00:09:08	00:21:21
ROMANCE DU FATIGUE				3	18	13:53:41	13:58:10	00:04:29	15.394	54/52	15.410	00:13:37	00:33:10
Lap / preceding :00:00:01				4	20	16:07:40	16:16:20		15.849	56/56	15.497		00:48:53
- - MONSIEUR YVES CUERQ											Total Riding Time: 06:42:40		
21	085	15.351		1	23	09:07:26	09:12:24	00:04:58	15.332	60/60	15.332	00:04:58	00:18:13
Jacques ARCHEN				2	23	11:51:57	11:56:53	00:04:56	15.424	54/58	15.379	00:09:54	00:21:55
SULTAN DE PERS				3	24	13:53:44	13:59:24	00:05:40	15.270	56/58	15.351	00:15:34	00:34:24
Lap / preceding :00:03:49				4	21	16:11:29	16:18:04		15.350	60/60	15.351		00:52:42
- - Jacques ARCHEN											Total Riding Time: 06:46:29		
22	109	15.190		1	32	09:14:11	09:16:27	00:02:16	14.821	48/48	14.821	00:02:16	00:22:16
Lylou PARENT				2	34	12:01:46	12:03:17	00:01:31	15.138	56/48	14.983	00:03:47	00:28:19
LOULLA				3	27	14:04:18	14:05:25	00:01:07	15.341	60/60	15.072	00:04:54	00:40:25
Lap / preceding :00:04:19				4	22	16:15:48	16:20:13		15.675	56/56	15.190		00:57:01
PARENT Lylou - - Lylou PARENT											Total Riding Time: 06:50:48		
23	062	15.189		1	27	09:14:14	09:15:11	00:00:57	14.977	56/58	14.977	00:00:57	00:21:00
Enora BOULENGER				2	33	12:01:49	12:03:05	00:01:16	15.012	60/56	14.995	00:02:13	00:28:07
COEUR DE GHAZAL				3	28	14:04:17	14:05:28	00:01:11	15.294	60/60	15.070	00:03:24	00:40:28
Lap / preceding :00:00:01				4	23	16:15:49	16:20:02		15.681	54/54	15.189		00:57:02
- - E.a.r.l. AL PICES											Total Riding Time: 06:50:49		

RANK	NUM.	AV. SPEED	NAT.	PHASE	RANK	ARRIVAL	IN TIME	RECOV. T.	PH. SPD	BPM	AV. SPD	TOTAL REC.	LAP/LEAD
24	075	15.155		1	24	09:09:36	09:13:36	00:04:00	15.177	52/50	15.177	00:04:00	00:19:25
Fanny COLANSON					2	11:53:57	11:58:36	00:04:39	15.360	56/56	15.271	00:08:39	00:23:38
UNENDING SKY				06/06/2008	3	13:56:09	14:02:03	00:05:54	15.099	60/60	15.227	00:14:33	00:37:03
Lap / preceding :00:00:55					4	16:16:44	16:25:11		14.879	56/56	15.155		00:57:57
- - Jean-pierre POURQUIER					Total Riding Time: 06:51:44								
25	083	15.052		1	46	09:12:18	09:22:57	00:10:39	14.068	64/60	14.068	00:10:39	00:28:46
Anne Lise LECERF					2	12:02:33	12:09:51	00:07:18	15.130	60/60	14.597	00:17:57	00:34:53
CAMERON DE LA TAVE				04/04/2012	3	14:07:19	14:15:26	00:08:07	14.723	52/52	14.628	00:26:04	00:50:26
Lap / preceding :00:02:50					4	16:19:34	16:29:13		16.996	60/60	15.052		01:00:47
- - Adam SZYMANEK					Total Riding Time: 06:54:34								
26	101	14.861		1	40	09:13:11	09:19:21	00:06:10	14.475	56/52	14.475	00:06:10	00:25:10
Louise STAJANO					2	12:02:34	12:06:28	00:03:54	15.104	56/58	14.793	00:10:04	00:31:30
ROMA DES PINS				27/03/2005	3	14:04:18	14:09:28	00:05:10	15.181	56/60	14.889	00:15:14	00:44:28
Lap / preceding :00:05:19					4	16:24:53	16:32:13		14.751	58/58	14.861		01:06:06
- - Nicole MALATIER					Total Riding Time: 06:59:53								
27	094	14.849		1	26	09:12:52	09:14:42	00:01:50	15.038	60/52	15.038	00:01:50	00:20:31
Joel MARESCASSIER					2	11:53:39	11:57:24	00:03:45	15.648	56/52	15.347	00:05:35	00:22:26
CHERIFAH				14/04/2013	3	14:01:33	14:05:47	00:04:14	14.256	56/56	15.055	00:09:49	00:40:47
Lap / preceding :00:00:20					4	16:25:13	16:31:07		14.089	60/60	14.849		01:06:26
- - Laurent COUGNOUX Joel MARESCASSIER					Total Riding Time: 07:00:13								
28	067	14.476		1	36	09:14:10	09:17:27	00:03:17	14.700	64/64	14.700	00:03:17	00:23:16
Chloe FERREIRA					2	12:14:40	12:16:34	00:01:54	13.801	62/60	14.222	00:05:11	00:41:36
DECLIK SULEIMAN				26/04/2013	3	14:23:58	14:25:40	00:01:42	14.141	62/66	14.202	00:06:53	01:00:40
Lap / preceding :00:10:51					4	16:36:04	16:40:59		15.672	62/62	14.476		01:17:17
- - Elisa SIMON					Total Riding Time: 07:11:04								
29	107	14.350		1	43	09:18:13	09:21:21	00:03:08	14.246	60/54	14.246	00:03:08	00:27:10
Pauline THEOLISSAT					2	12:14:35	12:18:59	00:04:24	13.950	56/52	14.092	00:07:32	00:44:01
DALKAN DU MAGNY				23/05/2013	3	14:23:51	14:27:58	00:04:07	14.160	52/48	14.109	00:11:39	01:02:58
Lap / preceding :00:03:47					4	16:39:51	16:47:37		15.388	56/56	14.350		01:21:04
THEOLISSAT Melody - - Brandon GUEDJ Henry David GUEDJ					Total Riding Time: 07:14:51								
30	076	14.349		1	44	09:18:11	09:21:23	00:03:12	14.242	62/58	14.242	00:03:12	00:27:12
Melody THEOLISSAT					2	12:14:36	12:18:58	00:04:22	13.955	64/64	14.093	00:07:34	00:44:00
CAPPUCCINO DA SALLAZ				21/05/2012	3	14:23:53	14:27:58	00:04:05	14.157	56/52	14.109	00:11:39	01:02:58
Lap / preceding :00:00:01					4	16:39:52	16:47:43		15.385	60/60	14.349		01:21:05
THEOLISSAT Melody - - Patrick GOUPILLOT Susan GOUPILLOT					Total Riding Time: 07:14:52								
31	071	14.349		1	41	09:18:12	09:20:50	00:02:38	14.305	50/50	14.305	00:02:38	00:26:39
Vincent GAUDRIOT					2	12:14:34	12:20:31	00:05:57	13.745	58/58	14.010	00:08:35	00:45:33
DJAHIL DU BARTHAS				01/06/2013	3	14:23:55	14:28:16	00:04:21	14.359	52/54	14.097	00:12:56	01:03:16
Lap / preceding :00:00:01					4	16:39:53	16:48:31		15.438	58/58	14.349		01:21:06
- - Martine MEGE					Total Riding Time: 07:14:53								
32	108	14.348		1	45	09:18:16	09:21:28	00:03:12	14.233	52/52	14.233	00:03:12	00:27:17
Camille COULOMB					2	12:14:39	12:18:55	00:04:16	13.969	52/60	14.095	00:07:28	00:43:57
DJERBA DE JALIMA				28/04/2013	3	14:23:56	14:28:04	00:04:08	14.134	56/60	14.105	00:11:36	01:03:04
Lap / preceding :00:00:01					4	16:39:54	16:43:28		15.397	60/60	14.348		01:21:07
THEOLISSAT Melody - - Jean-Claude GUILLAUME					Total Riding Time: 07:14:54								
33	078	14.321		1	39	09:14:12	09:19:09	00:04:57	14.499	56/56	14.499	00:04:57	00:24:58
Marie Françoise CIUCCI					2	12:14:41	12:17:17	00:02:36	13.900	64/64	14.183	00:07:33	00:42:19
DJALIMAI D'OMARELLU				18/05/2013	3	14:21:56	14:28:41	00:06:45	13.786	56/60	14.080	00:14:18	01:03:41
Lap / preceding :00:00:50					4	16:40:44	16:54:37		15.357	58/58	14.321		01:21:57
- - Adrienne ROMAGNESI VERGE					Total Riding Time: 07:15:44								
34	084	13.359		1	47	09:18:20	09:32:04(2)	00:13:44	13.132	64/64	13.132	00:13:44	00:37:53
Aure CARTIER					2	12:23:56	12:30:47	00:06:51	13.841	52/52	13.489	00:20:35	00:55:49
SH PANDORA				15/03/2013	3	14:39:37	14:46:30	00:06:53	13.164	60/60	13.405	00:27:28	01:21:30
Lap / preceding :00:31:23					4	17:12:07	17:22:09		13.178	60/60	13.359		01:53:20
- - Christophe CARTIER Melissa CARTIER					Total Riding Time: 07:47:07								
35	070	13.312		1	34	09:14:47	09:17:17	00:02:30	14.720	56/60	14.720	00:02:30	00:23:06
Lea HENAUULT					2	12:20:38	12:23:41	00:03:03	13.115	62/60	13.845	00:05:33	00:48:43
CHIC DU PESQUIER				16/05/2012	3	14:41:16	14:43:49	00:02:33	12.583	60/56	13.503	00:08:06	01:18:49
Lap / preceding :00:01:38					4	17:13:45	17:18:54		12.608	62/62	13.312		01:54:58
- - Bernard DARNAUD					Total Riding Time: 07:48:45								
36	093	13.312		1	34	09:14:47	09:17:17	00:02:30	14.720	60/60	14.720	00:02:30	00:23:06
Aurelien CERALTI					2	12:20:36	12:23:39	00:03:03	13.118	58/56	13.847	00:05:33	00:48:41
CONDOR DU PESQUIER				16/05/2012	3	14:41:15	14:43:51	00:02:36	12.575	58/54	13.501	00:08:09	01:18:51
Lap / preceding :00:00:01					4	17:13:46	17:18:57		12.611	52/52	13.312		01:54:59
- - Bernard DARNAUD					Total Riding Time: 07:48:46								

RANK	NUM.	AV. SPEED	NAT.	PHASE	RANK	ARRIVAL	IN TIME	RECOV. T.	PH. SPD	BPM	AV. SPD	TOTAL REC.	LAP/LEAD
0	068	GA		1	29	09:14:51	09:15:52	00:01:01	14.892	52/54	14.892	00:01:01	00:21:41
Gaetan LAMORINIÈRE				2	28	11:58:12	11:59:22	00:01:10	15.547	60/60	15.223	00:02:11	00:24:24
DJENE DE LA FICHADE			18/06/2013	3	20	13:56:03	13:58:16	00:02:13	15.970	52/56	15.405	00:04:24	00:33:16
Lap / preceding :22:47:20				4	GA	16:01:06	16:08:44		17.300	52/52	15.754		00:42:19
- - Gaetan LAMORINIÈRE Marion LAMORINIÈRE											Total Riding Time: 06:36:06		
0	072	GA		1	16	09:07:16	09:10:30	00:03:14	15.584	52/54	15.584	00:03:14	00:16:19
Sandra MIGNOT				2	19	11:51:49	11:56:09	00:04:20	15.281	60/56	15.426	00:07:34	00:21:11
CHAZAD DU RECH			09/06/2012	3	16	13:53:36	13:58:03	00:04:27	15.385	54/54	15.416	00:12:01	00:33:03
Lap / preceding :00:06:30				4	GA	16:07:36	16:13:46		15.839	56/56	15.499		00:48:49
- - SARL ATLANTIC ENDURANCE											Total Riding Time: 06:42:36		
0	088	GA		1	25	09:09:39	09:14:21	00:04:42	15.082	56/52	15.082	00:04:42	00:20:10
Mailys HUMBERT				2	31	11:53:56	11:59:41	00:05:45	15.319	60/60	15.203	00:10:27	00:24:43
CHAHIMA DES EGAS			25/04/2012	3	25	13:56:06	14:01:04	00:04:58	15.482	60/58	15.273	00:15:25	00:36:04
Lap / preceding :00:08:22				4	GA	16:15:58	16:24:08		14.841	56/56	15.184		00:57:11
- - Brigitte PESQUET											Total Riding Time: 06:50:58		
0	099	GA		1	31	09:14:54	09:16:05	00:01:11	14.866	60/60	14.866	00:01:11	00:21:54
Azzdine ZDEG				2	30	11:58:14	11:59:31	00:01:17	15.555	62/62	15.214	00:02:28	00:24:33
DIBA DE LA FICHADE			14/04/2013	3	21	13:56:04	13:58:19	00:02:15	15.990	62/64	15.403	00:04:43	00:33:19
Lap / preceding :23:45:10				4	GA	16:01:08	16:08:52		17.304	56/56	15.752		00:42:21
LAMORINIÈRE Gaetan - - Gaetan LAMORINIÈRE Marion LAMORINIÈRE											Total Riding Time: 06:36:08		
0	065	RET		1	10	09:02:52	09:08:19	00:05:27	15.885	64/60	15.885	00:05:27	00:14:08
Marilyn LEMOINE				2	17	11:46:45	11:55:44	00:08:59	15.069	58/64	15.453	00:14:26	00:20:46
AZIA DES BARAQUES			11/06/2010	3	RET	14:04:16	14:10:00	00:05:44	13.366	64/62	14.866	00:20:10	00:45:00
Lap / preceding :22:58:52													
- - G.a.e.c. LOU TRONQUISSOU LES TRONQUISSÉS											Total Riding Time: 05:35:00		
0	066	GA		1	20	09:07:23	09:10:48	00:03:25	15.544	56/54	15.544	00:03:25	00:16:37
Caroline MAGDZIAREK				2	6	11:42:40	11:45:23	00:02:43	16.756	64/60	16.147	00:06:08	00:10:25
ADELE DES BALMES			18/04/2010	3	GA	13:30:05	13:34:12	00:04:07	18.310	58/54	16.644	00:10:15	00:09:12
Lap / preceding :23:24:12													
- - Claire MARTIN											Total Riding Time: 04:59:12		
0	073	GA		1	6	09:01:46	09:04:46	00:03:00	16.398	52/52	16.398	00:03:00	00:10:35
Estelle CROUZET				2	11	11:42:40	11:49:17	00:06:37	15.420	62/60	15.878	00:09:37	00:14:19
USHANA DE GASSIES			12/05/2008	3	GA	13:48:57	13:56:46	00:07:49	14.403	60/64	15.477	00:17:26	00:31:46
Lap / preceding :00:22:34													
- - Mme Valerie TROJNAR											Total Riding Time: 05:21:46		
0	086	FTC GA		1	19	09:07:27	09:10:46	00:03:19	15.549	48/48	15.549	00:03:19	00:16:35
Alain PORRAS				2	16	11:51:52	11:54:53	00:03:01	15.469	60/60	15.508	00:06:20	00:19:55
HISSANE KHAMSIN			21/05/2009	3	FTC GA		14:24:41		11.475	56/56	14.241	00:14:09	00:59:41
Lap / preceding :00:27:55													
- - Monsieur ALAIN PORRAS											Total Riding Time: 05:49:41		
0	091	GA		1	18	09:09:38	09:10:41	00:01:03	15.560	48/52	15.560	00:01:03	00:16:30
Marion MEISSONNIER				2	13	11:51:58	11:53:04	00:01:06	15.688	64/60	15.626	00:02:09	00:18:06
VELIKA AL MOUNIRA			26/06/2009	3	GA	13:46:28	13:48:06	00:01:38	16.793	64/64	15.905	00:03:47	00:23:06
Lap / preceding :23:23:25													
- - Marion MEISSONNIER											Total Riding Time: 05:13:06		
0	082	ME		1	42	09:09:36	09:21:19	00:11:43	14.250	56/60	14.250	00:11:43	00:27:08
Marine COLANSON				2	ME	12:02:56	12:12:21	00:09:25	14.653	64/64	14.455	00:21:08	00:37:23
CALIF DU CLAP			30/06/2012										
Lap / preceding :23:04:15													
- - Liste Rouge											Total Riding Time: 04:17:21		
0	095	GA		1	38	09:14:16	09:17:39	00:03:23	14.676	54/56	14.676	00:03:23	00:23:28
Roland VERGE				2	GA	12:14:41	12:21:32(2)	00:06:51	13.344	61/60	13.957	00:10:14	00:46:34
DALILA D'OLMARELLU			29/05/2013										
Lap / preceding :00:09:11													
- - Adrienne ROMAGNESI VERGE											Total Riding Time: 04:26:32		
0	081	FTC		1	FTC		09:24:11		13.934	48/60	13.934	00:03:23	00:30:00
Ella HOUIS													
VOL D'ANGE DE VALDIEU			25/04/2009										
Lap / preceding :21:42:39													
- - Monsieur RUSSEL COOPER											Total Riding Time: 02:09:11		
0	096	ME TR		1	ME TR	09:09:36	09:14:13	00:04:37	15.099	80	15.099	00:04:37	00:20:02
Lea SENECHAL													
CHAMAN DE LA CURE			30/06/2012										
Lap / preceding :23:50:02													
- - Benoît BUISSON											Total Riding Time: 01:59:13		

RANK	NUM.	AV. SPEED	NAT.	PHASE	RANK	ARRIVAL	IN TIME	RECOV. T.	PH. SPD	BPM	AV. SPD	TOTAL REC.	LAP/LEAD
0	112	GA		1	GA	09:07:21	09:15:47	00:08:26	14.903	50/52	14.903	00:08:26	00:21:36
Chloe POISSON													
BLUES DE TOUP			30/04/2011										
Lap / preceding :00:01:34													
- - Liste Rouge												Total Riding Time: 02:00:47	

WD=Withdrawn, RET=Retired, DSQ=Disqualified, FNR=Finished not ranked, LA=Lame, MI=Minor injury, CI=Catastrophic injury, ME=Metabolic, ME-TR=Metabolic invasive treatment, OT=Out of time, FTC: Failed to complete




More than timekeeping

Yamamah Android



Yamamah IOS





Powered by ATRM